



i.s.a.r.-control 3

The new MEILLER remote control generation

| meiller.com

i.s.a.r.-control 3

The new MEILLER remote control generation

User-friendliness and efficient operation were the main focus during development of the new i.s.a.r.-control 3.

Control elements were reduced and the system has been supplemented with a display and a joystick. Dynamic depiction of functions on the display facilitates intuitive operation. All functions are activated with the joystick and selected by thumb using the arrow keys. Switching hands is unnecessary.

Practical operation is possible from a safe distance: with the display depicting the functions that can be realised with the respective superstructure – all in a function cycle.

Intuitive handling meets convincing functionality

Engine start/stop

Vehicles with an external engine start/stop system allow you to activate or deactivate the engine using the start/stop button.

Pre-selection keys

Pre-selection keys with pre-programmed functions allow you to control automated movement sequences or additional consumers – quickly and easily. You can activate frequently required function blocks with a few hand movements.



Emergency stop button

The deep-set emergency stop button prevents any undesired actuation.

Radio connection

Radio connection is established when the status indicator illuminates.

Battery status

The battery status indicator shows when it is time for charging.

Display

The display lets you know exactly which function is currently active. The brightness sensor ensures clear visibility.

Joystick

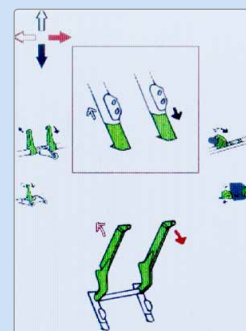
You can carry out all functions using the joystick.

Arrow keys

The arrow keys aid navigation to the next function in the function cycle.

Everything at a single glance

Active functions appear in the middle of the display, with adjacent functions in the cycle depicted to their left and right.

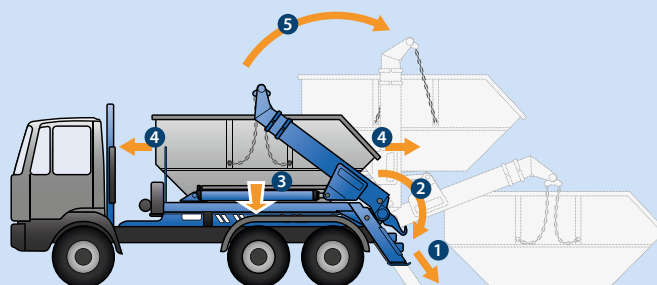


Efficient sequences with sequence control

The function cycle is a sequence of recurring movements, thus facilitating operation.

Example: Functions for the skip handler

1. Extension of both stabilising legs to ground contact
2. Folding of all tipping hooks
3. Opening of lateral skip clamping system
4. Opening of front and rear skip locks
5. Extension of main arms



Your advantages:

- Easy control with a single finger
- Intelligent function pre-selection
- Low maintenance requirement
- Splash-proof
- Exchangeable components

Stowing, operating and loading

Always ready for use: The i.s.a.r.-control 3 is safely stowed in the charging cradle when travelling, while the battery is simultaneously charged.

Powerful magnets on the rear of the radio remote control allow you to attach it firmly to any metal surface.

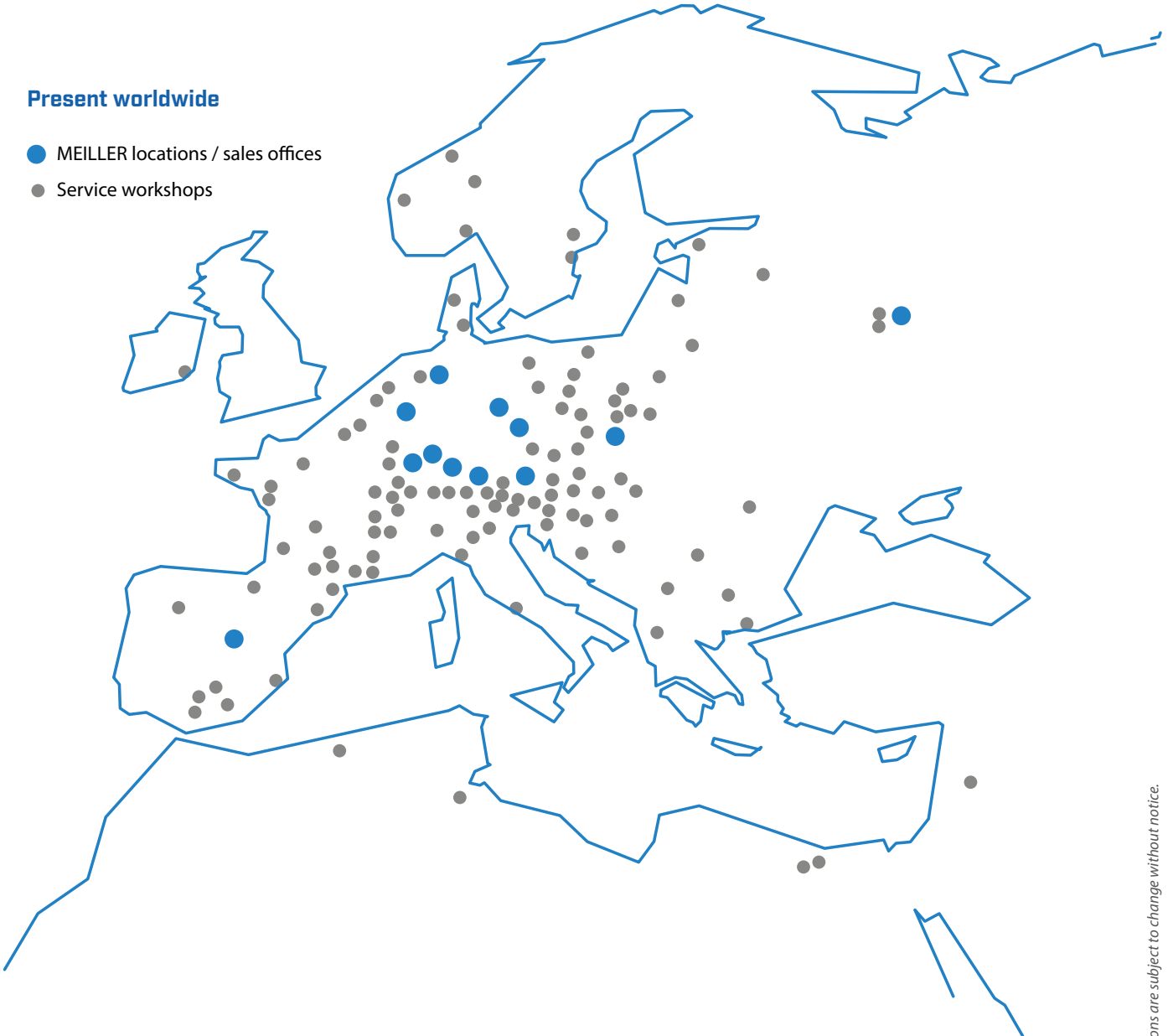


MEILLER close to you

Full service from a single source

Present worldwide

- MEILLER locations / sales offices
- Service workshops



There's a MEILLER location near you. Find the service workshops closest to you by searching online at

meiller.com/service

1233_En-601-0419
Technical specifications are subject to change without notice.
Illustrations may show special equipment.

F.X. MEILLER

Fahrzeug- und Maschinenfabrik - GmbH & Co KG · Ambossstraße 4 · 80997 Munich, Germany
Telefon: +49 (89) 1487 - 0 · Telefax: +49 (89) 1487-1355 / 1595 · info@meiller.com · www.meiller.com